



TRACKING APPRENTICESHIP VACANCY TRENDS TO IDENTIFY SKILL SHORTAGES

14 November 2019

Gary Workman – Executive Director



www.safetyfirst.org.au



www.aen.org.au

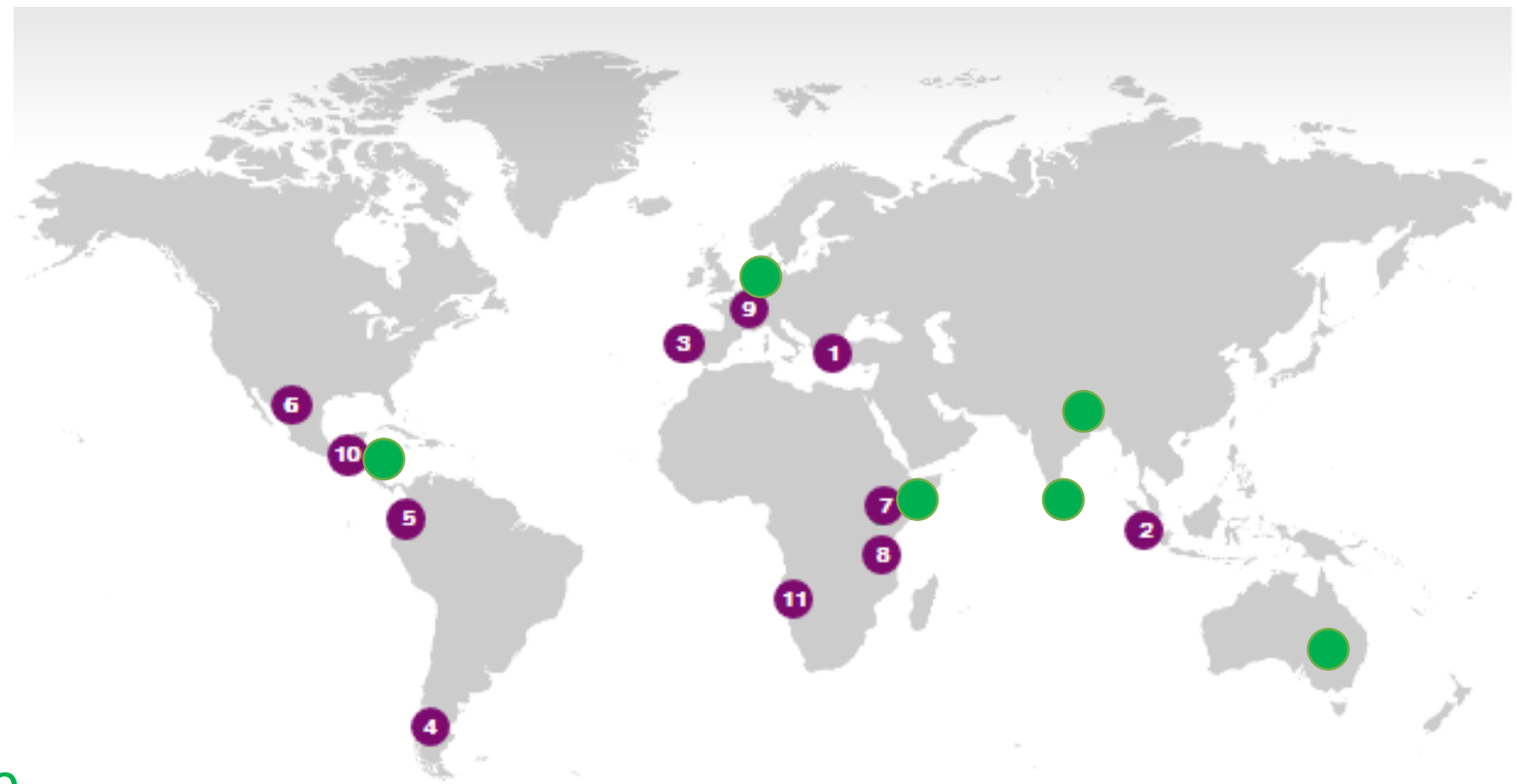


Skills for Business
Jobs for Youth



www.needanapprentices.com.au

Global Apprenticeship Network



GAN was established in 2013 and by 2019 there are 17 GAN network members

NEW GAN members in 2019

GAN Belgium, GAN Sri Lanka, GAN Bangladesh, GAN Guatemala, GAN Kenya & Australia

Why Apprenticeships?



Work-readiness programmes include training for apprentices, learners, trainees, interns, and artisans. **They are key to create jobs for youth and skills for business:**

- ensures that trainings matches the needs within a company or industry
- keeps up-to-date with changes in technology, work practices, and market dynamics
- links classrooms and workplace training so that young people acquire relevant skills
- equips young people with critically important core skills, such as problem solving, teamwork, and communication
- offers young people an income while preparing for the job market
- helps them clear the hurdle of having no job experience, a barrier that prevents many other graduates from securing their first job



Our Network - Member Companies

Our Network - Partner Institutions

Apprenticeship Vacancy Index

GAN Australia recently released an apprenticeship vacancy index (AVI) that has been developed to showcase job vacancies and increase awareness around apprenticeships in Australia. The Index will be updated on a monthly basis to show new apprenticeship/ traineeship job vacancies at a glance and allow users to look at job vacancies nationally, state by state or industry sector and occupation.

The AVI is not intended to represent all apprenticeship job vacancies as other research has shown that only 55-70% of all jobs are advertised on the internet. *(it doesn't take into consideration, word-of-mouth, social media, personal contacts, and other internet forms)*

References include NCVER and ABS Labour Force Data.

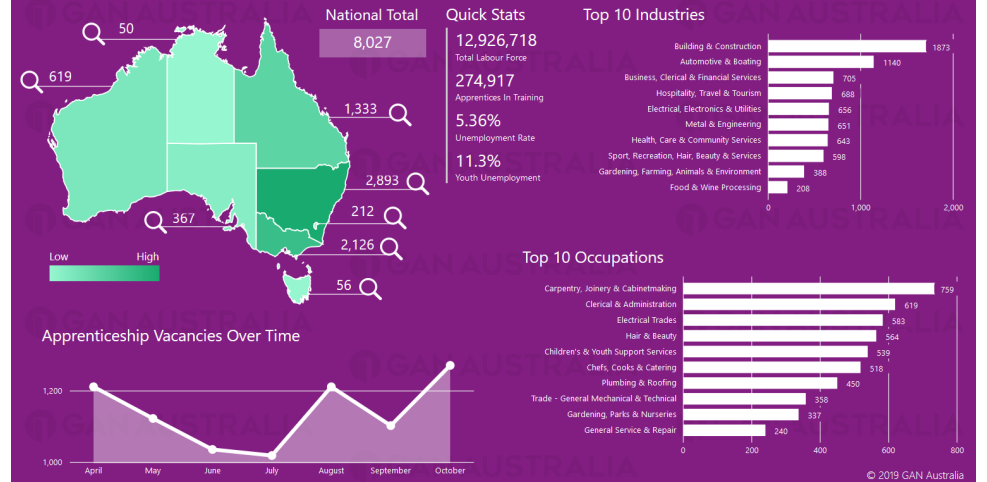
Key Employment Figures



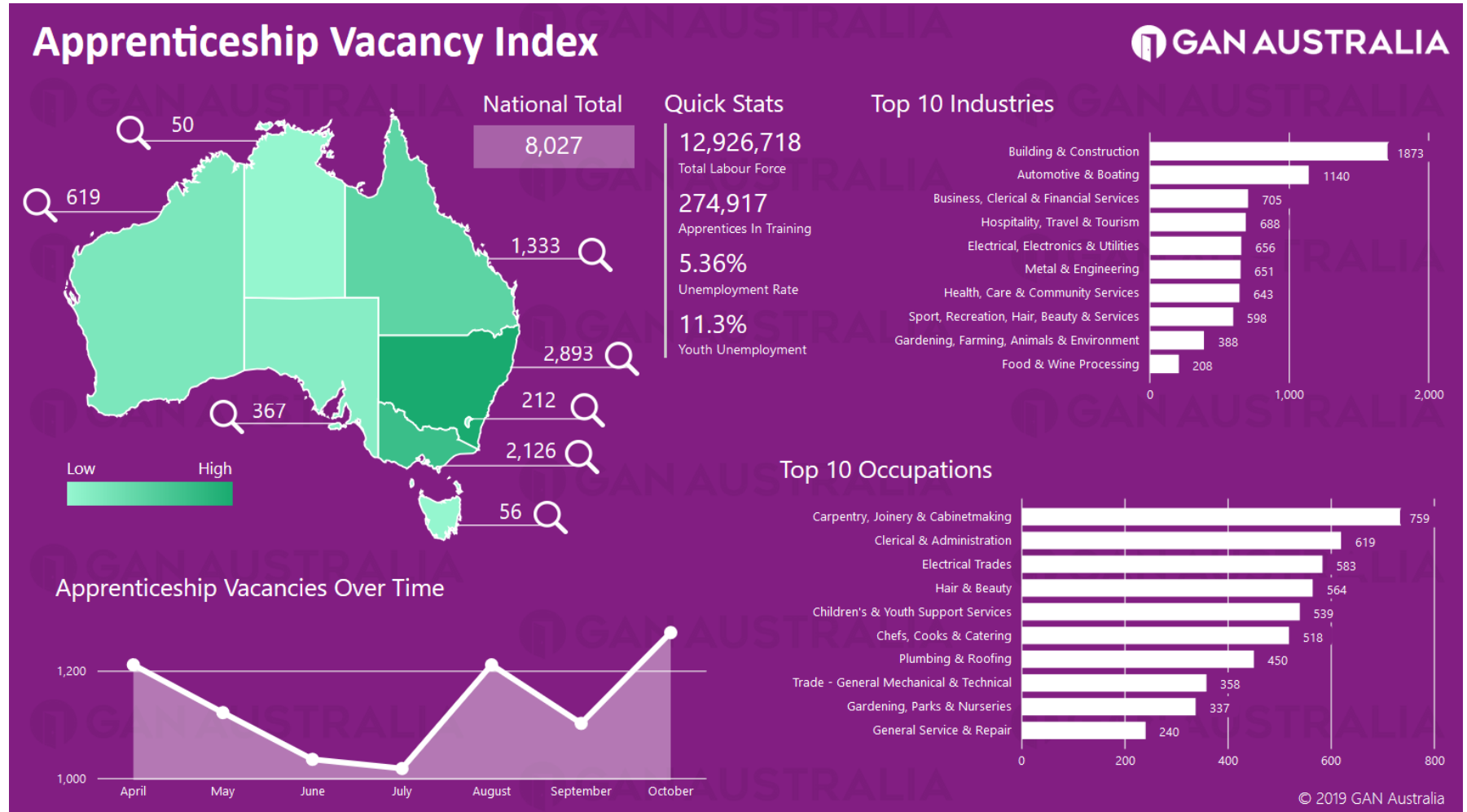
Source: Australian Bureau of Statistics - 6202.0 - Labour Force, Australia, Jul 2019

APPRENTICESHIP VACANCY INDEX

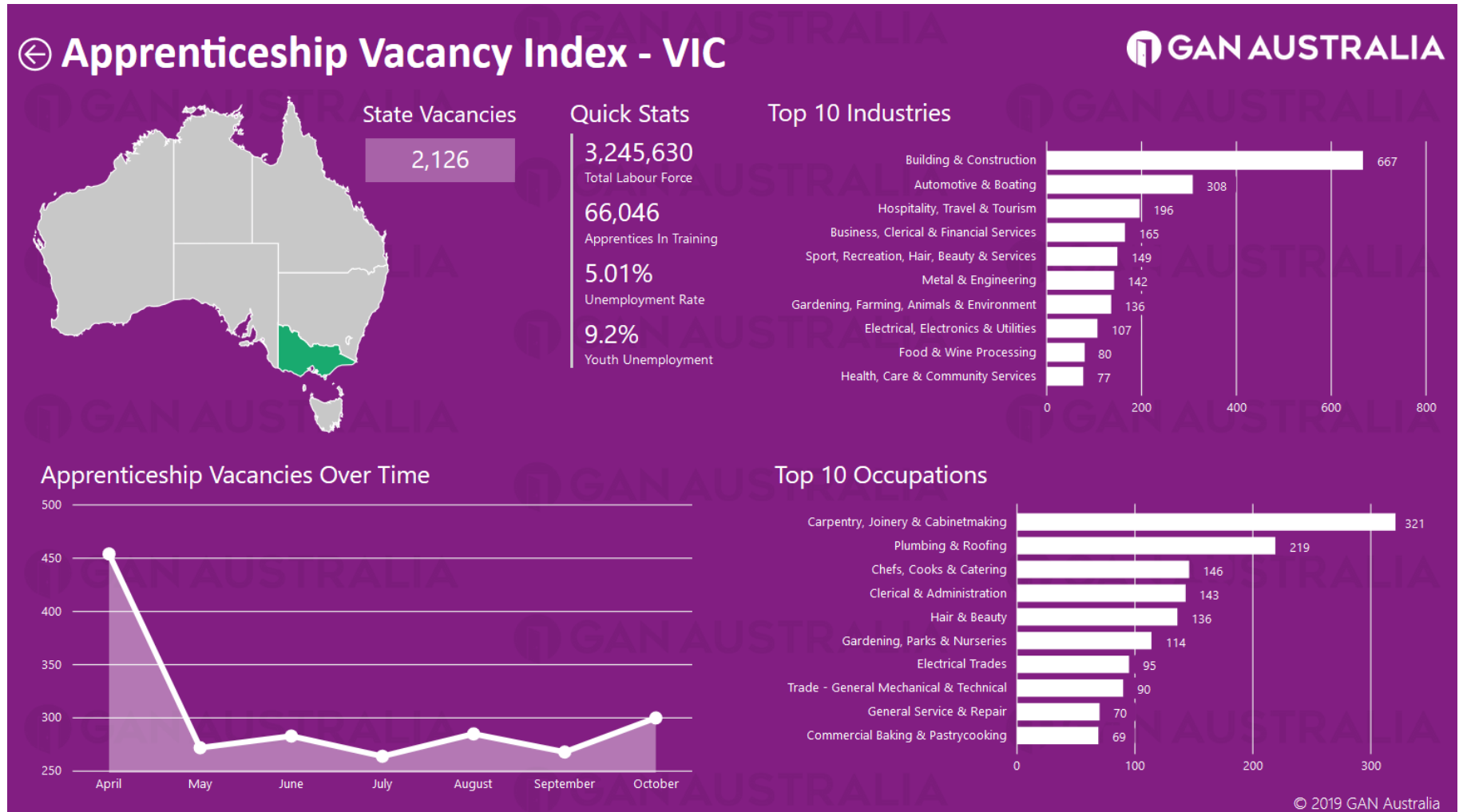
Apprenticeship Vacancy Index



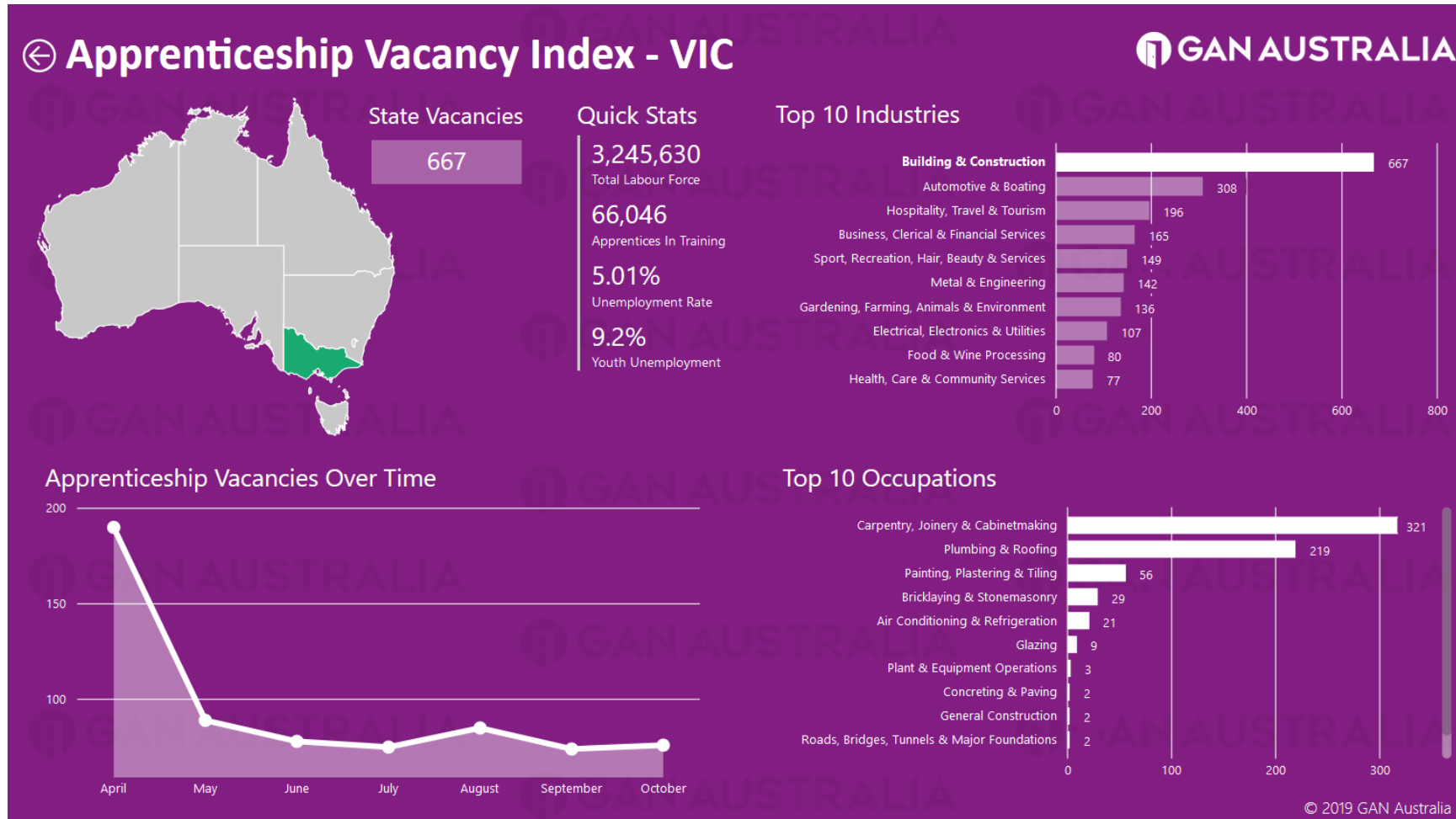
Apprenticeship Vacancy Index



Apprenticeship Vacancy Index (Victoria)



Apprenticeship Vacancy Index (Victoria) Building & Construction & Occupations



Apprenticeship Vacancy Index

Key Trends

Vacancies increase between Oct – Feb each apprenticeship “employment” cycle
Not seeing any spike in “civil construction” major projects Vic & NSW (yet)

Key vacancies include

Building and Construction – Carpenter, Plumber

Automotive – Light and Heavy mechanic

Hair dressing

Chef / Hospitality

Business Administration

Electrical



Thank you for your time

**TRACKING APPRENTICESHIP VACANCY TRENDS TO IDENTIFY
SKILL SHORTAGES**

Gary Workman – Executive Director
Level 3 478 Albert Street E. Melbourne
03 9639 3955
gary@aen.org.au



www.safetyfirst.org.au



www.aen.org.au



Skills for Business
Jobs for Youth



www.needanapprentices.com.au