

ACADEMIC ENHANCEMENT SUPPORT



82
82

STUDENTS STUDIED IN THE SUMMER SEMESTER
STUDENTS STUDIED IN THE WINTER SEMESTER

CURRENTLY STUDYING THE GRADUATE CERTIFICATE OF EDUCATION

18 STAFF COMPLETED THE ACADEMIC INDUCTION PROGRAM



Where 15 were ongoing or contract and 3 were sessional




19

Nominations for VC awards

08

Nominations for AAUT awards

143 REGISTERED FOR WEBINARS
95 ATTENDED 1 OR MORE SESSIONS



15 PLMs RELEASED
2,985 VIEWS

13 STAFF ENGAGED IN WORKSHOPS

LEARNING DESIGN SUPPORT



1,652
JUST IN TIME
TOTAL SUPPORT

SUPPORT BY SCHOOL

JUST IN TIME . NUMBER OF REQUESTS

| ARTS | FBS | EDU |
|------------|------------|------------|
| 145 | 328 | 141 |
| HLS | NHCP | SEIT |
| 256 | 311 | 471 |

SUPPORTING BOLD L&T PRACTICES

BY CATEGORY . JUST IN TIME . NUMBER OF REQUESTS

| | |
|------------|-----------------------|
| 188 | INFORMATION SUPPORT |
| 250 | COMMUNICATION SUPPORT |
| 366 | RESOURCE SUPPORT |
| 493 | ACTIVITY SUPPORT |
| 821 | ASSESSMENT SUPPORT |



SUPPORT BY CATEGORY

JUST IN TIME . NUMBER OF REQUESTS

| | |
|--------------------------|--------------|
| PROFESSIONAL DEVELOPMENT | 501 |
| TECHNOLOGY | 833 |
| LEARNING DESIGN | 1,231 |



SUPPORT BY TECHNOLOGY

JUST IN TIME . NUMBER OF REQUESTS

| | | | |
|--------------|------------|------------|------------|
| MOODLE | CONNECT | KALTURA | TURNITIN |
| 1,303 | 194 | 109 | 74 |
| MAHARA | H5P | OER | OTHER |
| 16 | 14 | 3 | 512 |

633 COMPLETED GRAPHIC, WEB & VIDEO JOBS



LEARNING & TEACHING WEBSITE STATISTICS

JUST IN TIME - RESOURCES AVAILABLE TO STAFF



Digital Narratives: Nursing TAFE: Nurse to Patient real life situations

WATCH THE TRAILER: <https://youtu.be/kgo4bHvpp44>


| | | | |
|--------------------------|--|--------------------------|---|
| DAYS 80 | OF PRE-PRODUCTION: LOCATIONS, ACTORS, LOGISTICS, PROPS, SCHEDULES, ADMIN, & SPREADSHEETS | DAYS 17 | OF PRODUCTION: ON SET WITH UP TO 8 ACTORS PER DAY AT A HOSPITAL, HOUSE OR AGED CARE HOME SETTING |
|--------------------------|--|--------------------------|---|

| | | |
|---------------------|-----------------------------------|--|
| 54 ACTORS | AGED 20 - 85 YRS | 90 PAGES OF FILM SCRIPTS |
|---------------------|-----------------------------------|--|

| | | | |
|-----------|-------------------------------------|--------------------------|---|
| 20 | LOCATIONS TO FIND & SET DRESS | DAYS 40 | OF EDITING FOOTAGE CREATING A 7:00MIN VIDEO FROM 7 HOURS OF FOOTAGE, TO CREATE AN ENGAGING LEARNING RESOURCE |
|-----------|-------------------------------------|--------------------------|---|

| | |
|-----------------------|--|
| TOP SEARCH TERM | KALTURA HOW TO 225 PAGE VIEWS |
| MOST POPULAR PAGE | COPYRIGHT IN MOODLE 58,009 PAGEVIEWS |
| 2ND MOST POPULAR PAGE | TYPES OF FEEDBACK 51,196 PAGEVIEWS |

| | |
|-------------------|----------------|
| VISITORS | 67,148 |
| PAGE VIEWS | 336,467 |
| UNIQUE PAGE VIEWS | 139,888 |



International Sport Management | World Academy of Sport

CLIPP delivered 6 animated promotional videos to assist with the World Academy of Sport website launch in early May. These animated sequences were constructed using a combination of detailed, manually key framed, animated sequences, custom graphics, stock images and existing Federation University marketing footage to engage the viewer to promote these dynamic new programs.

WATCH THE VIDEO: https://fedflix.federation.edu.au/media/0_9vo7188b

Your chance to **WIN** one of seven VISA gift cards valued up to \$200 each

Library Survey

Your library, your say!

Help us improve - tell us what you think.

<https://tinurl.com/LibSurvey2020>

Survey closes 15 Sep 2020. Conditions apply.

“ IT IS NOT OFTEN THAT I AM SPEECHLESS. TO THE AMAZING, OUTSTANDING WORK OF MEMBERS OF THE PORTFOLIO TEAM. THIS IS ONE OF THEM. TRULY EXCELLENT AND EXCEPTIONAL WAY TO CLOSE THE LOOP WITH THE FEEDBACK. ”



Learning Content - Energy Systems interplay

Dr Brendan O'Brien approached the Digital Production team with a strong concept, and predeveloped script, to better explain complex energy systems utilised during exercise through animated sequences and real-time graphs. A combination of media including a voiceover track recorded in the Mt Helen Media Studio, video footage shot on location, and digital artwork produced and bought to life as animated processes were utilised. Through workshoping and revising the content, simplifying and enhancing the media, the final product is able to engage a wider audience including VCE students.

WATCH THE VIDEO: https://fedflix.federation.edu.au/media/0_662c7mqn

LEARNING & TEACHING TECHNOLOGY

NO. OF SUPPORT REQUESTS

There was a 32% increase in support requests due to course delivery being 100% online in Semester 1, 2020.

2,232 | **1,694**
S1, 2020 | S1, 2019

MOODLE ACTIVITY

48,643,414
S1, 2020

39,317,356
S1, 2019

23% INCREASE



ADOBE CONNECT

NO. OF MINUTES SPENT IN VIRTUAL CLASSROOM IS 13 TIMES MORE IN S1, 2020 THAN S1, 2019.

1,675,239 | **120,842**
S1, 2020 | S1, 2019

KALTURA VIDEO UPLOADS

| | | |
|-----------------------|-----------------|-----------------------------|
| 26,745 UPLOADS | S1, 2020 | Duration: Jan - May 2020 |
| 6,379 UPLOADS | S1, 2019 | Duration: Jan - May 2019 |

DOWNLOADS & PLAYS

| | | | |
|---------------|-----------------|----------------|-----------------|
| 13,258 | S1, 2020 | 239,531 | S1, 2020 |
| 4,222 | S1, 2019 | 109,162 | S1, 2019 |

MAHARA
NEW **3,924**
TOTAL **39,028**

There are 39,028 total accounts now in the Mahara ePortfolio system. Out of those, 3,924 were created during Semester 1, 2020.

TURNITIN

| Turnitin submissions | | Turnitin voice comments | |
|----------------------|-----------------|-------------------------|-----------------|
| 41,549 | S1, 2020 | 134 | S1, 2020 |
| 34,400 | S1, 2019 | 19 | S1, 2019 |
| INCREASE | 21% | INCREASE | 800% |

NO. OF STUDENTS ALLOCATED A MENTOR...

3,227 | **2,997** | **3,770**
 S1, 2020 | S1, 2019 | S1, 2018



TOTAL NUMBER OF MENTOR APPLICATIONS IN S1, 2020 **533**

TOTAL NUMBER OF EMPLOYED MENTORS IN S1, 2020 **201**

THE AVERAGE MENTOR GROUP SIZE FOR S1, 2020 **14**

887

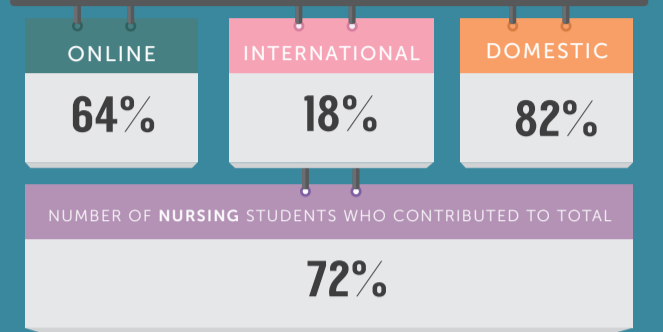
S1, 2019

1,557

S1, 2020

LEARNING SKILLS ADVISOR CONSULTATIONS

TYPE OF STUDENT WHO CONTACTED THE LSA SERVICE IN SEM 1, 2020



14,174

INTERACTIONS WITH THE PROGRAM



4,690

INTERACTIONS WITH THE MENTOR PROGRAM WERE NURSING STUDENTS

“I felt I had more confidence at the start of studies because I felt incredibly supported.”

ENQUIRES MADE THROUGH THE **ASK DESK** BETWEEN 2018 - 2020

1,767 SEMESTER 1, 2020*
 *NUMBERS DOWN DUE TO MOVING 100% ONLINE

2,357 SEMESTER 1, 2019

2,238 SEMESTER 1, 2018



915 STUDENTS ATTENDED **PASS**
 3,622 TIMES IN S1, 2020

VS 422 STUDENTS IN S1, 2019
 HAVING AN INCREASE OF 117%

“PASS reinforced the knowledge I had and gave me a new way of learning and remembering things.”

20 COURSES WERE SUPPORTED THROUGH THE PASS PROGRAM IN SEMESTER 1, 2020.
 VS 10 COURSES DELIVERED IN S1, 2019.

48 LEADERS WERE EMPLOYED TO FILL 67 PASS LEADER POSITIONS

STUDENTS REGISTERED FOR

FEDREADY

FOR SEMESTER 1

858 S1, 2020

584 S1, 2019

731 S1, 2018